

Leintwardine Endowed CE Primary School Learning Journey Key

'Letting Our Light Shine'

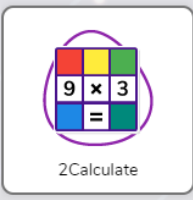

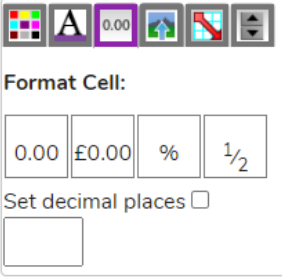
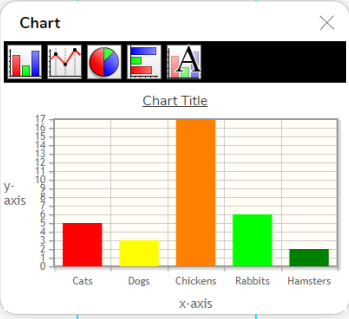
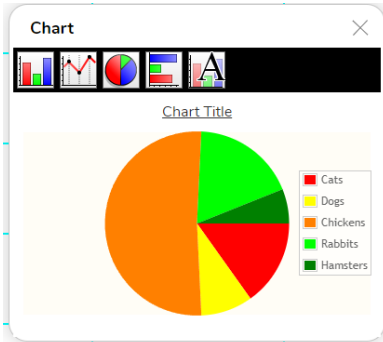

SUBJECT : Computing

YEAR : A

TERM : Autumn 1

YEAR GROUPS : 3/4

Key Question: Year 4 - How can we use spreadsheets to sort data?

Question	Vocabulary to Use	Information which will help me	Can I....?
How can I use pie charts and different graphs to look at data?	Pie chart Graphs Data Spreadsheets Functions Formula Wizard	     	Create a pie chart or graph using a set of data? Read the data represented in a pie chart or graph? Use formula wizard? Use functions to improve my spreadsheets? Use timers and spinners in my work?
What different functions can I use to improve my spreadsheets?			
What is a formula wizard?			
How can I use timers and spinners in my spreadsheets?			
Can I use more than and less than in my spreadsheets?			