

Leintwardine Endowed CE Primary School Learning Journey Key

'Letting Our Light Shine'



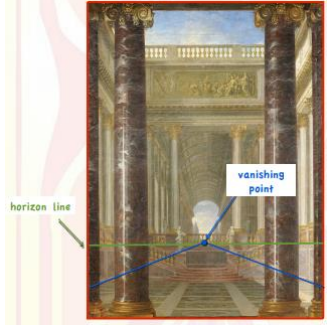


SUBJECT : Art

YEAR : B

TERM : Autumn 1

YEAR GROUPS : 5/6

Key Question: How are illusions created through art?

Question	Vocabulary to Use	Information which will help me	Can I....?
How do artists create perspective in their work?	Illusions, depth, distance, parallel lines, vanishing point, horizontal lines, proportion, construction lines, genre paintings, perspective, realistic, foreshortening, impression, 'trompe l'oeil', 'to deceive the eye', shading, photorealist, optical art, geometric pattern, complementary colours.	<p>Perspective – objects appear to get smaller. Horizontal lines eventually meet at a point – the</p> 	...explain that artists use illusions to create effects?
How do artists use perspective to create realistic interiors?		<p>Playing with Perspective – what can you spot that's out of place?</p> 	...understand what perspective is and how this can be?
How do artists use foreshortening to give perspective?		<p>Optical</p> 	...use vanishing points and horizon lines in their artwork to create perspective?
How do artists use trompe l'oeil to create illusions?		<p>Foreshortening – making parts of the picture seem closer than others.</p> 	...apply perspective in their own artwork?
How do artists create illusions by playing with perspective?		<p>Trompe l'oeil – pictures that are created to 'deceive the eye'.</p> 	...explain what foreshortening is?
Can we use what we have learned to create our own optical art?			...explain what photorealism is? ...understand that artists can use perspective to trick the viewer? ...explain what optical art is? ...use line and colour to create illusions? ...discuss my artwork and say what I think and feel about it?