

Leintwardine Endowed CE Primary School Learning Journey Key

'Letting Our Light Shine'

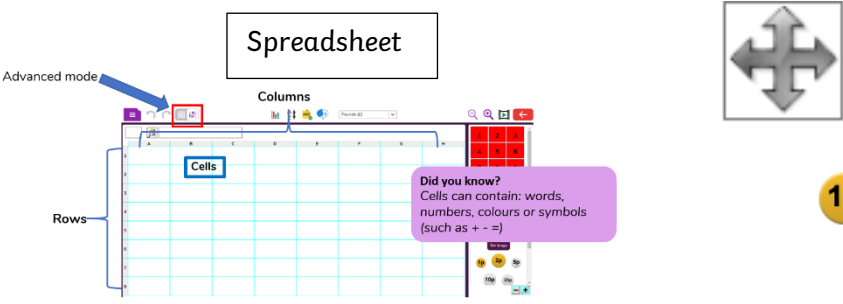
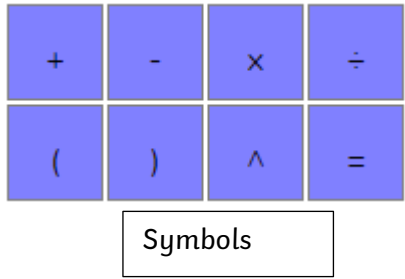

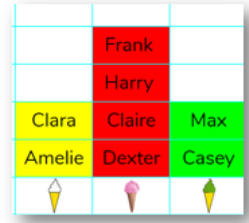
SUBJECT : Computing

YEAR : A

TERM : Spring 2

YEAR GROUPS : 1/2

Key Question: How can spreadsheets help us to calculate and produce graphs?

Question	Vocabulary to Use	Information which will help me	Can I....?															
How do I use the copy, cut and paste tools in a spreadsheet?	Spreadsheet Calculate Cell Column Row Copy Cut Paste Add		Drag and drop cells to investigate magic squares? Can I use the calculation symbols to add amounts of money?															
How can a spreadsheet help me add amounts?	Equals Calculation Block graph Table Data	 	Can I use a spreadsheet to organise data in a table? Can I use data to create a block graph?															
How can a spreadsheet make a block graph?		<p>Table: An organised display of information laid out in rows and columns.</p> <table border="1" data-bbox="1052 1117 1243 1268"> <thead> <tr> <th>Name</th> <th>Age</th> <th>Favorite</th> </tr> </thead> <tbody> <tr> <td>Bob</td> <td>11</td> <td>Crisps</td> </tr> <tr> <td>Claire</td> <td>8</td> <td>Bananas</td> </tr> <tr> <td>Frank</td> <td>9</td> <td>Apples</td> </tr> <tr> <td>Sarah</td> <td>10</td> <td>Pears</td> </tr> </tbody> </table> <p>Block graph: A visual chart which displays data with blocks.</p> 	Name	Age	Favorite	Bob	11	Crisps	Claire	8	Bananas	Frank	9	Apples	Sarah	10	Pears	
Name	Age	Favorite																
Bob	11	Crisps																
Claire	8	Bananas																
Frank	9	Apples																
Sarah	10	Pears																