

READING INFORMATION FOR PARENTS

The background of the slide features a teal-to-blue gradient. On the left side, there is a faint image of an open book. Overlaid on this and the entire background is a white circuit board pattern consisting of lines and small circles, resembling a printed circuit board (PCB) layout.

- People who read books are, on average, more satisfied with life, happier, and more likely to feel that the things they do in life are worthwhile. Three quarters of adults say that reading improves their lives and helps them to feel good.

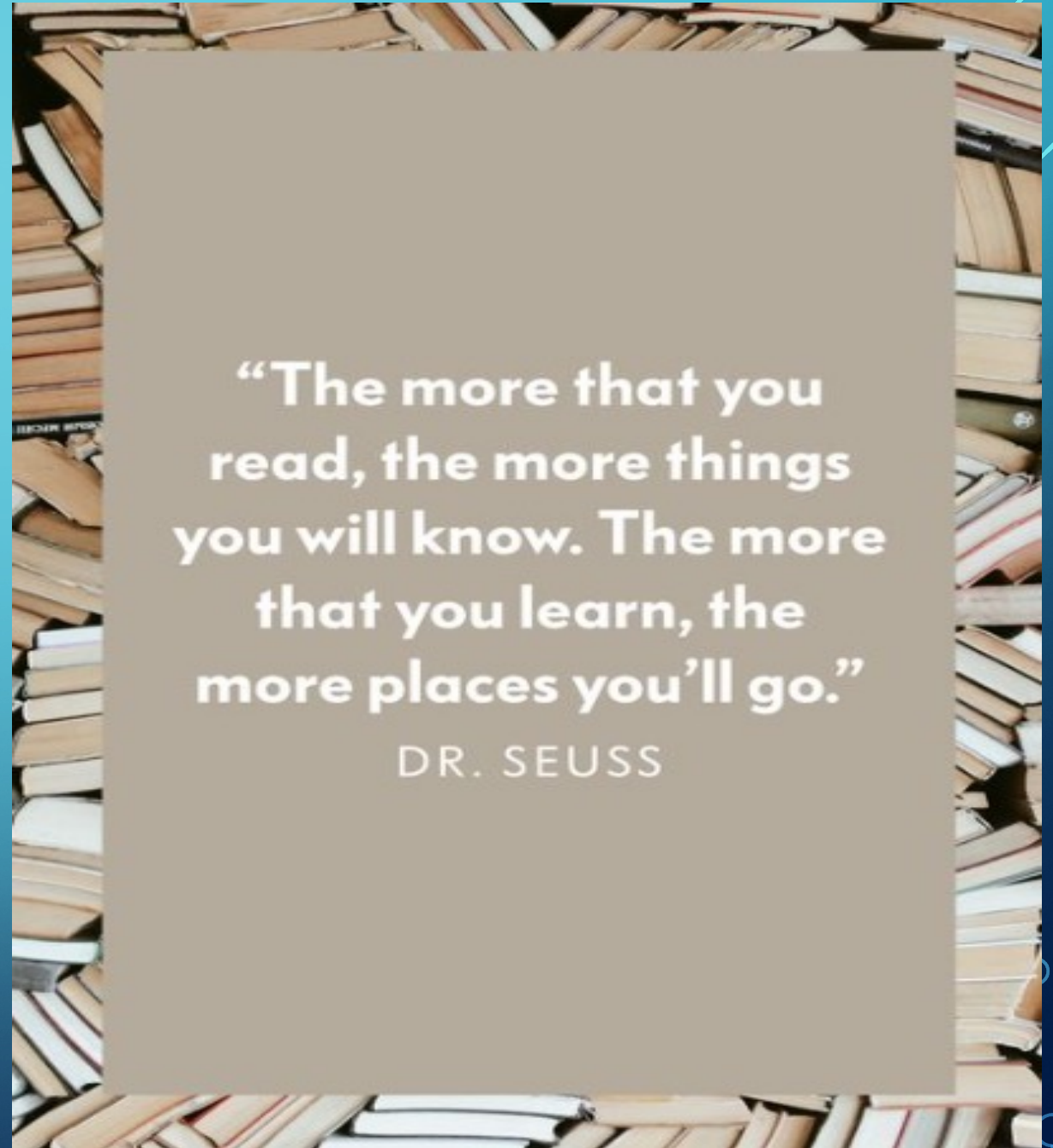
That's the thing
about books.
They let you
travel without
moving your feet.

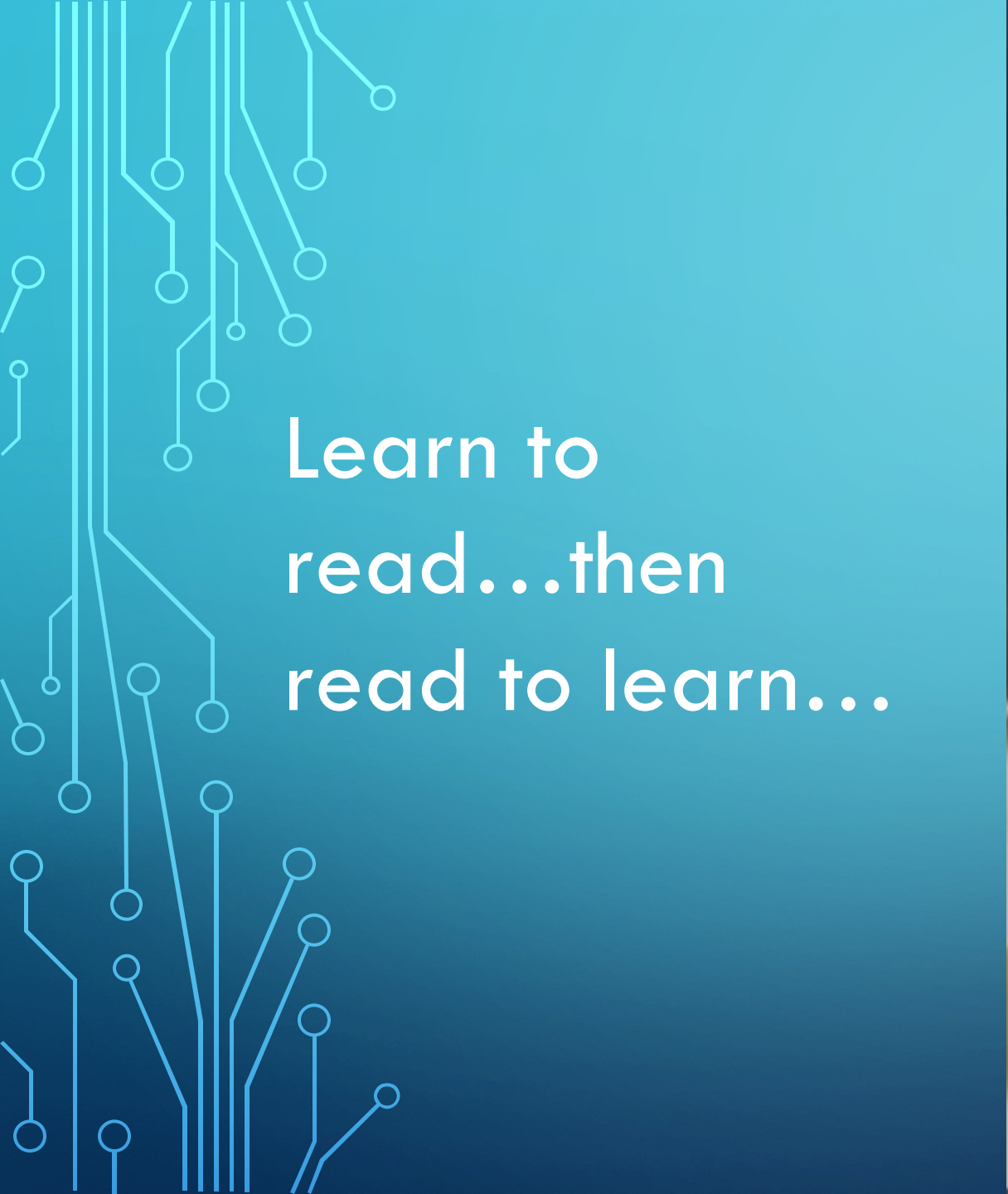
Jhumpa Lahiri



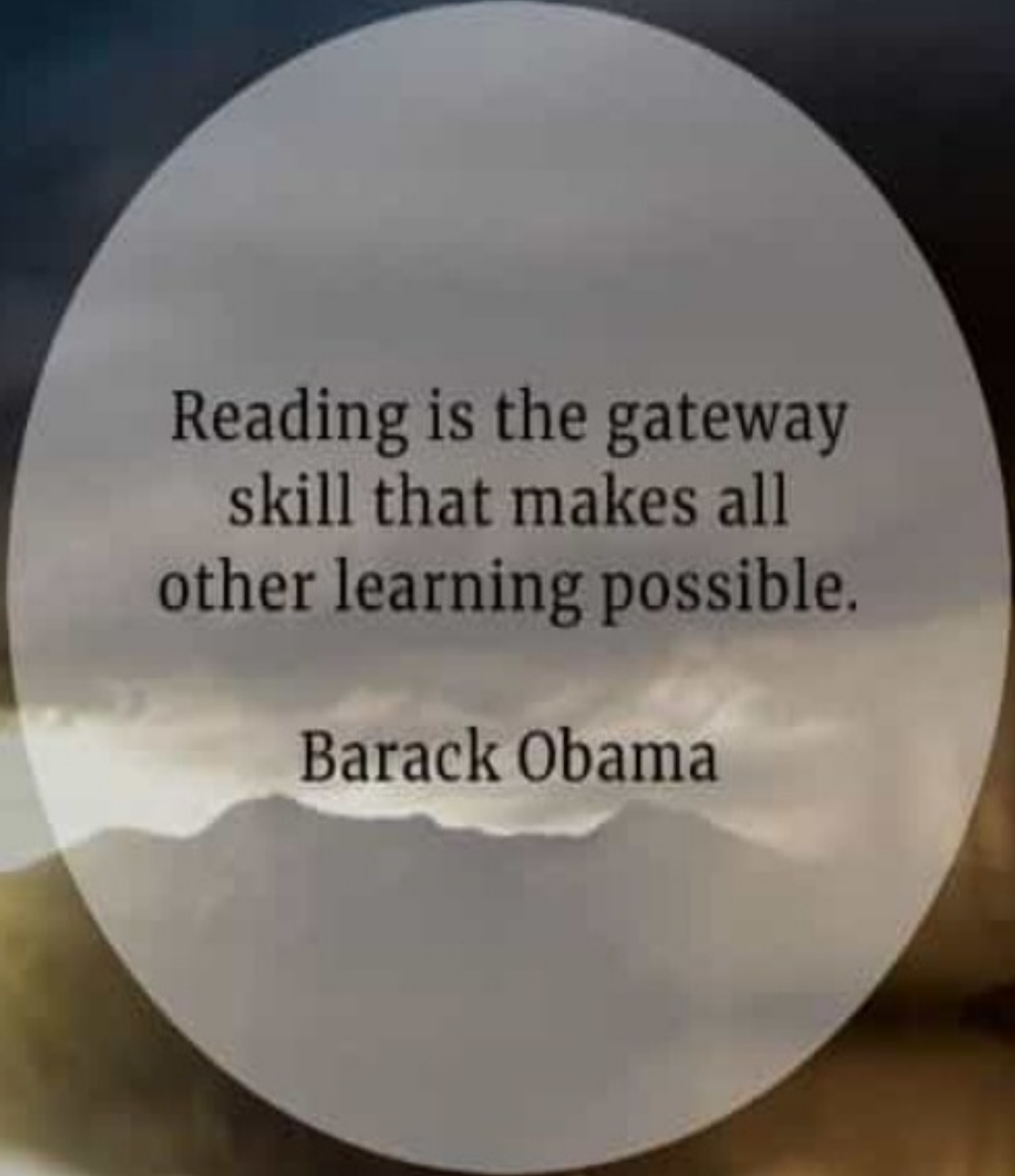
**“The more that you
read, the more things
you will know. The more
that you learn, the
more places you’ll go.”**

DR. SEUSS



A decorative graphic on the left side of the image, consisting of a network of white lines and circles on a blue gradient background, resembling a circuit board or neural network.

Learn to
read...then
read to learn...

A large, semi-transparent white circle containing a quote, set against a background of a sunset or sunrise over a mountain range.

Reading is the gateway
skill that makes all
other learning possible.

Barack Obama

What is the Reading Rope?

SCARBOROUGH'S READING ROPE (2001)

LANGUAGE COMPREHENSION

BACKGROUND KNOWLEDGE
(facts, concepts, etc.)

VOCABULARY
(breadth, precision, links, etc.)

LANGUAGE STRUCTURE
(syntax, semantics, etc.)

VERBAL REASONING
(inference, metaphor, etc.)

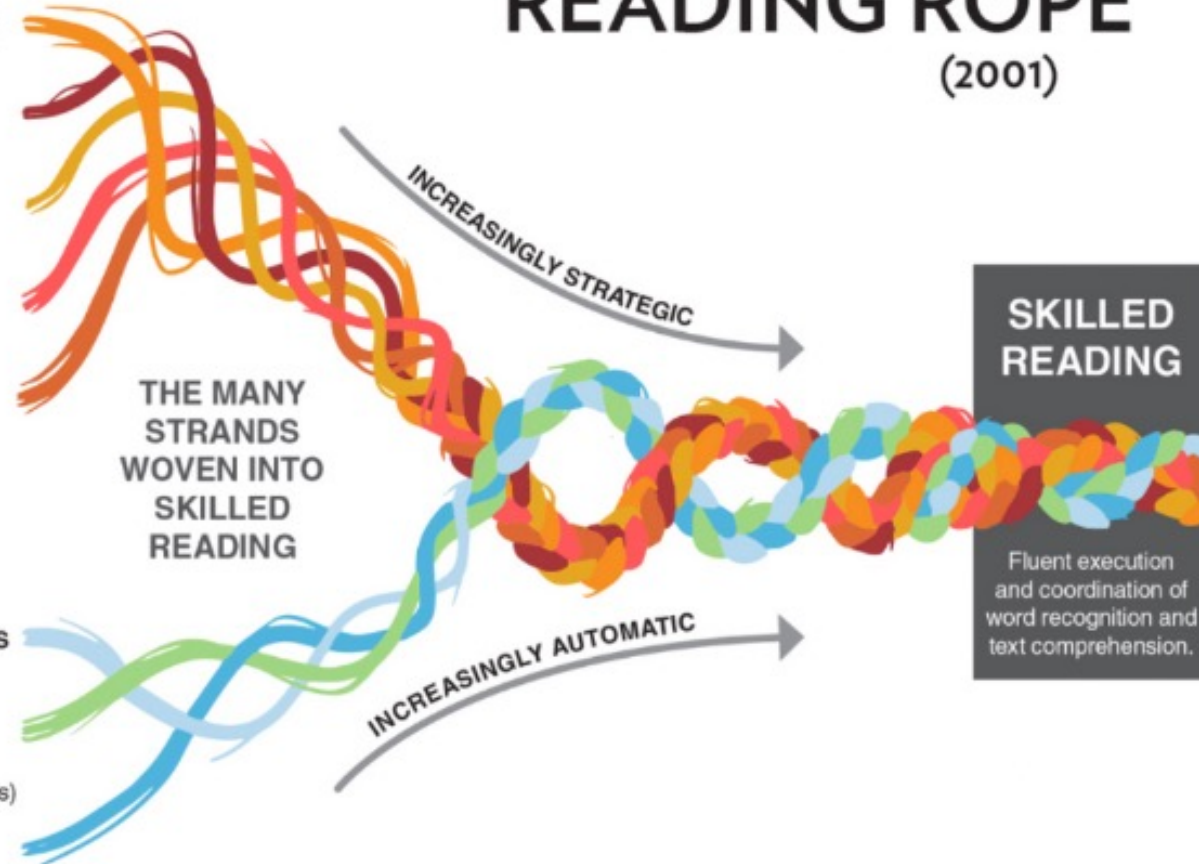
LITERACY KNOWLEDGE
(print concepts, genres, etc.)

WORD RECOGNITION

PHONOLOGICAL AWARENESS
(syllables, phonemes, etc.)

DECODING
(alphabetic principle,
spelling-sound correspondences)

SIGHT RECOGNITION
(of familiar words)



An Introduction to Twinkl Phonics

for Parents and Carers



Effective Phonics, Done Simply

Phonics is a critical part of a pupil's reading journey and in the early stages of reading development must be taught in a fun, fast and furious way. Good phonics teaching has a vital role in providing pupils with the most direct route to becoming skilled readers.

Did You Know...?

There are **26 letters** in the alphabet but there are **44 sounds** and over **100 different ways of spelling them**.

This is why English is one of the most complex languages to learn!



Whole Scheme Sound Mat

a	e	i	o	u	ai	ee	igh	oa	oo
a	e ea	i	o	u oo o	ai ay a_e a	ee ea e_e e y ie ey i_e y	igh i ie i y	oa ow o_e o oe	oo ue u_e ew
ar	or	ur	ow	oi	ear	air	ure	u_e	b
ar	or ore aw al au a	ur er ir	ow ou	oi oy	ear eer	air are ear	ure	u_e ue u ew	b
c	ch	d	f	g	h	j	l	m	n
c ck k ch	ch tch	d	f ff ph	g	h	j dge g ge	l el ll al le il	m mb	n gn kn
ng	p	qu	r	s	sh	t	th	th	v
ng	p	qu	r wr	s ss c	sh ch	t	th	th	v
w	x	y	z	zh	tion	ture			
w wh	x	y	z zz s	s	tion	ture			



- In phonics, during Reception and Year 1, children learn:
- Grapheme/phoneme (letter/sound) correspondences in a step-by-step sequence;
- The skill of blending phonemes in order, throughout a word, to read it;
- The skill of segmenting words into phonemes to spell;
- That blending and segmenting are reversible processes.

MORE INFORMATION ABOUT PHONICS IS COMING UP LATER IN THE KS1 FOCUS GROUP.

INTRODUCING HOOKED ON BOOKS

Reading is fundamental in modern society and shapes us as critical thinkers, learners and questioning citizens. Learning to read, and reading to learn, is the foundation for future educational success. It is the singular most important academic skill of our age.

HOOKED ON BOOKS

- So we would like to introduce you to Hooked On Books and show how it will add to our teaching of Phonics and Spelling, and structure the teaching of reading throughout our school. We will be inviting you into our classes to see this for yourself in January.

There are 5 strands to Hooked On Books:

The Immersive Read

The Responsive Read

BOOK TALK

Demonstration Comprehension

Independent Comprehension



Our secret weapons are the lenses on the Reading Rainbow. We 'look through' these to focus minds and discussion on certain aspects of the text.

Book Talk

F	A	N	T	A	S	T	I	C
Feeling 	Asking 	Noticing 	Touching 	Action 	Smelling 	Tasting 	Imagining 	Checking
S	T	Y	L	I	S	T	I	C
Setting 	Text layout/Structure 	Yes/No Relationships 	Logical Meaning-Making 	Interrogating Facts/Opinions 	Solving Problems 	Themes 	Impact 	Characters
A	N	A	L	Y	T	I	C	S
Author Assessment 	Navigating Genres 	Accessing Phonics & Grammar 	Language 	Your Personal Opinions 	Trawling for Evidence 	Inferring/Deducing 	Considering Deeper Messages 	Stating Predictions

KS1
 ©Jane Considine 2016

So how can you help?

The plan is that children 'match' the time that we spend reading to them in school, with 10 minutes (longer if you wish!) of reading at home EVERY DAY.

THESE ARE MANY LITTLE WAYS TO ENLARGE YOUR CHILD'S WORLD.

LOVE OF BOOKS IS THE BEST OF ALL.

Jacqueline Kennedy



BUT REMEMBER...IT DOESN'T ALWAYS HAVE TO BE ABOUT YOUR CHILD READING THEIR SCHOOL BOOK TO YOU...

- *Read a newspaper or a comic. This could be a shared reading of a 'normal' newspaper or there are special newspapers aimed at children such as 'First News'.*
- **Try to read in a comfortable place where you can really snuggle down and enjoy the book with fairy lights, blankets and slippers.**
- **Share recipes and cook books in the kitchen while the tea is being cooked.**

Graphic novels are great- lots of pictures but still a great reading experience.

Or ask your child to entertain you by reading their book to you while you are doing a task such as cooking the tea.

Use audio books...these work well at home but also in the car, on short or long journeys.

Record the whole reading experience...send recordings of reading to grand-parents so that they too can enjoy a poetry recital or even a regular nightly instalment to share a whole book. Or why not record a read to post on Seesaw for other members of the class to enjoy?

Read to the cat or to the dog...or encourage reading to older or younger siblings.

Read an atlas, a recipe, posters, road signs, signs in shops, the back of a cereal box...read anything!

AND... we are more than happy to share the Reading Rainbow Lenses with you so that you can use them at home to fuel discussion during all of those amazing reading experiences. We have an information booklet about the lenses for you to take home and have fun with

Book Talk

F	A	N	T	A	S	T	I	C
Feeling 	Asking 	Noticing 	Touching 	Action 	Smelling 	Tasting 	Imagining 	Checking
S	T	Y	L	I	S	T	I	C
Setting 	Text layout/Structure 	Yes/No Relationships 	Logical Meaning-Making 	Interrogating Facts/Opinions 	Solving Problems 	Themes 	Impact 	Characters
A	N	A	L	Y	T	I	C	S
Author Assessment 	Navigating Genres 	Assessing Phonics & Grammar 	Language 	Your Personal Opinions 	Trawling for Evidence 	Inferring/Deducing 	Considering Deeper Messages 	Stating Predictions

Reading Rainbow

KS1
©Jane Considine 2016

It's all about enjoying books...



Make sure your children see you enjoying a book...



What now?

Our classrooms are set up to show you a little more... If you have a child in KS1, please go there first where Miss Bowen and Mrs Stead will fill you in further but with a specific Key Stage One focus.

Then head over to Dragonflies Classroom where the focus will be on KS2... and while we wait- we have books and learning resources to share.

Then remember, in January, we would love you to come back to a Reading based Stay and Learn where you'll have the chance to see our teaching of reading taking place in classroom.

Stay and Read sessions will be during the week of the 9th of January



Thank you for coming!